



ROCKMED[®]
Industries



Diagnostic / Diagnostisch / Diagnostique / Diagnóstico

Dental Instruments catalogue



Precision Craftsmanship


Mirror Handles



Offers Variety of Mirror Handle designs.
Each is available in either Cone Socket or Simple Stem thread configurations
and will accept any brand of mirror head.
All are made using the finest stainless steel to provide a lifetime of trouble free service.



Set of 5
MDD.DH.1055



ULTRA-LIGHT
ALUMINUM MADE
Set of 5
MDD.DH.1100



Set of 5
MDD.DH.1155



All Soft Grip Instruments are made of stainless steel and silicone, these can be autoclaved, chemically cleaned, ultrasonically cleaned and sterilized by cold or dry heat method.

SPECIAL MIRROR HANDLE , W/ ENDODONTIC FILE MEASURING SLIDE

Simple Socket MDN.E136S
Cone Socket MDN.E136C



Simple Socket MDN.E137S
Cone Socket MDN.E137C



Mirror Handles

Cone Socket or Simple Stem!

Mirror handles are available in both cone socket and simple socket fitting. (American or Euro Fitting) Please Specify before ordering. Add CS For Cone Socket Handles

SMALL OCTAGONAL MIRROR HANDLE, 12.5CM



MDD.DH.12




SMALL ROUND MIRROR HANDLE, 12CM



MDD.DH.13




SMALL ROUND MIRROR HANDLE, 60MM RULER, 12CM



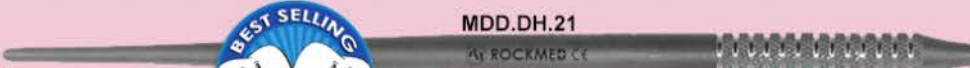
MDD.DH.14



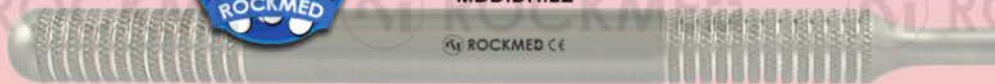
MDD.DH.15



MDD.DH.16



MDD.DH.21



MDD.DH.22



MDD.DH.23

DOUBLE-SIDED MIRROR HANDLE



Mirror Handle is often called the "Hand Form Mirror Handle".

MDD.DH.17



MDD.DH.17B

Sparkle

MDD.DH.17B
Black Line
REDUCES GLARE
UP TO 80%*



MDD.DH.18

Elite

MDD.DH.41

MDD.DH.42

MDD.DH.43



MDD.DH.31



MDD.DH.32



MDD.DH.33



MDD.DH.34



MDD.DH.35



MDD.DH.36



MDD.DH.37



ROCKMED
True Colours



Handles with Mirrors



Front surface mouth mirror with suction *Pack of 5 = MDD.98.MS*

Mouth Mirror With Mouth Suction

- 1: Autoclavable
- 2: Acts as a tongue Guard
- 3: Acts as a Mouth Retractor
- 4: Provides Excellent Aspiration
- 5: Front Surface Mirror
- 6: Mirror Suction allows tasks to be performed without assistance
- 7: Minimizes fogging on the mirror with strong suction through 8 holes: 4 on the side and 4 on back



MDD.98.00
Dental Mirror Blue Handle with Bright Light Removable Mirrors



Mirrors

#5DS
24mm

FRONT SURFACE MOUTH MIRRORS
Double sided simple stem mirror used for indirect vision, retraction of lips, cheeks, and tongue, and illumination of dark areas

HD BLACK LINE MIRRORS
REDUCES GLARE
UP TO 80%*



Simple Stem
MDD.99.01

Simple Stem
MDD.99.01.1

Simple Stem
MDD.99.01.1B

Cone Socket
MDD.99.02

Cone Socket
MDD.99.02.2

Cone Socket
MDD.99.02.2B

Has two reflective surfaces with 30 Degree Angulation
The ergonomic and stream-lined design of the double-sided mirror allows for maximum patient comfort and efficient cleaning due to crevice-free construction.



MDD.99.03
Ø22MM
MDD.99.04
Ø24MM



MDD.99.X1
DROP SHAPE
MOUTH MIRRORS



Long Mirrors Rhodium
18,0 x 33,0 mm

MDD.LM00
Handle for laryngeal mirrors

MDD.99.X2

MDD.99.X3

ROCKMED
Laryngeal mirrors

- MDD.LM1 (ø 10 mm)
- MDD.LM2 (ø 12 mm)
- MDD.LM3 (ø 14 mm)
- MDD.LM4 (ø 16 mm)
- MDD.LM5 (ø 18 mm)
- MDD.LM6 (ø 20 mm)
- MDD.LM7 (ø 22 mm)
- MDD.LM8 (ø 24 mm)
- MDD.LM9 (ø 26 mm)
- MDD.LM10 (ø 28 mm)
- MDD.LM11 (ø 30 mm)

MDD.LMM.5
(ø mm 5)
40mm Length
Mini Rhodium
Front Surface
Box 1 pcs



Cone Socket or Simple Stem?

It is important to match a Cone Socket Mirror Head to a Cone Socket Mirror Handle and a Simple Stem Mirror Head to a Simple Stem Mirror Handle for a proper fit.

Cone Socket



5#, Ø24MM



4#, Ø22MM



3#, Ø20MM



Primarily European

Simple Stem



Primarily American

Cone Socket

Simple Stem
Pack of 12

Plane

- Code #3 MDD.100.102
- Code #4 MDD.100.103
- Code #5 MDD.100.104

Magnifying

- Code #3 MDD.100.105
- Code #4 MDD.100.106
- Code #5 MDD.100.107

Front Surface

- Code #3 MDD.100.108
- Code #4 MDD.100.109
- Code #5 MDD.100.110

Cone Socket
Pack of 12

Plane

- Code #3 MDD.100.111
- Code #4 MDD.100.112
- Code #5 MDD.100.113

Magnifying

- Code #3 MDD.100.114
- Code #4 MDD.100.115
- Code #5 MDD.100.116

Front Surface

- Code #3 MDD.100.117
- Code #4 MDD.100.118
- Code #5 MDD.100.119

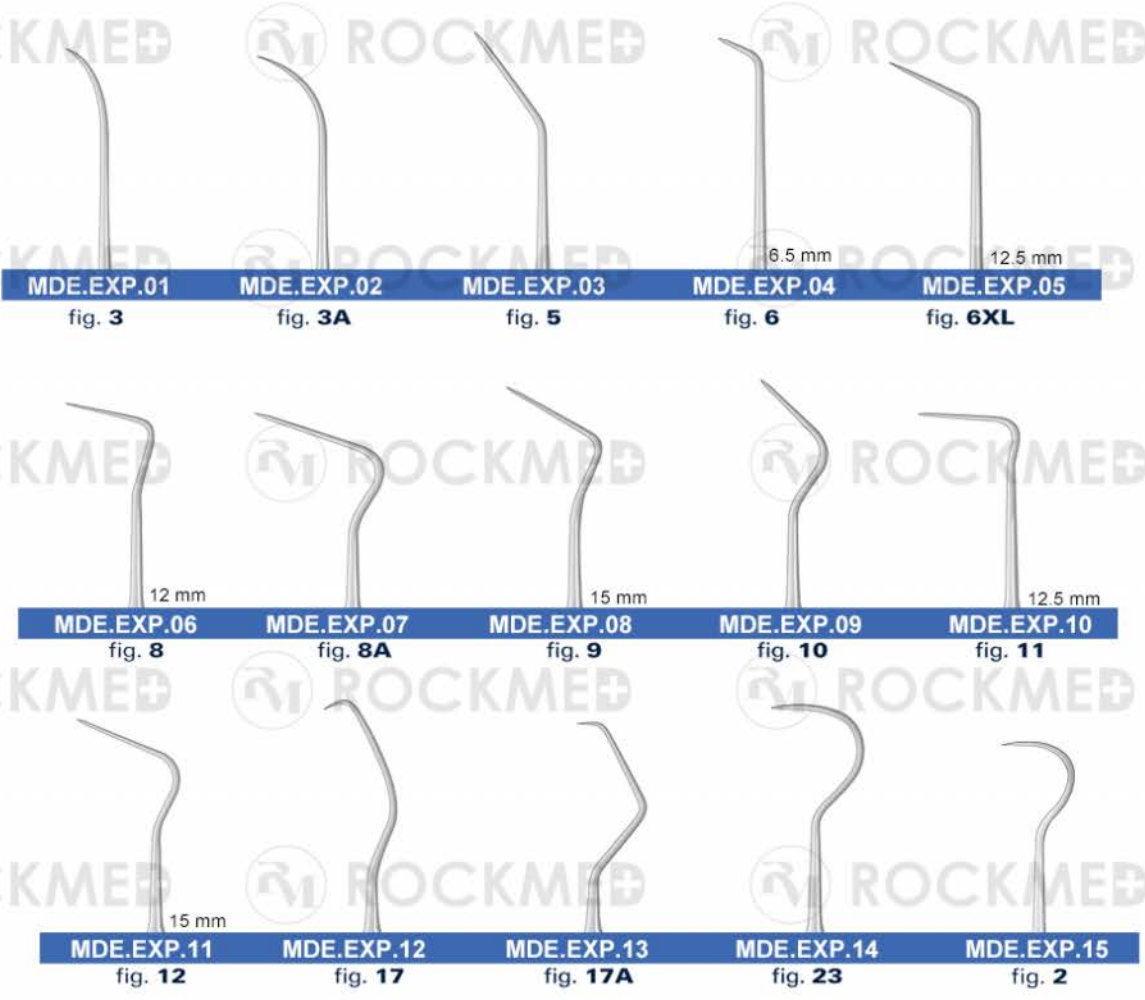


Explorers Single Ended



Explorers are used to examine teeth for decay (caries), calculus and other abnormalities. They have thin, flexible tips that taper to a sharp point and come in various single end and double end patterns. All ROCKMED Explorer tips are made from spring tempered stainless steel and are machine ground to exacting tolerances. Each tip is then hand sharpened and formed into its final shape by expert craftsmen. With MedFlair, you can be assured of the highest level of quality, consistency, and the sharpest tips in the industry.

ClassicOriginal

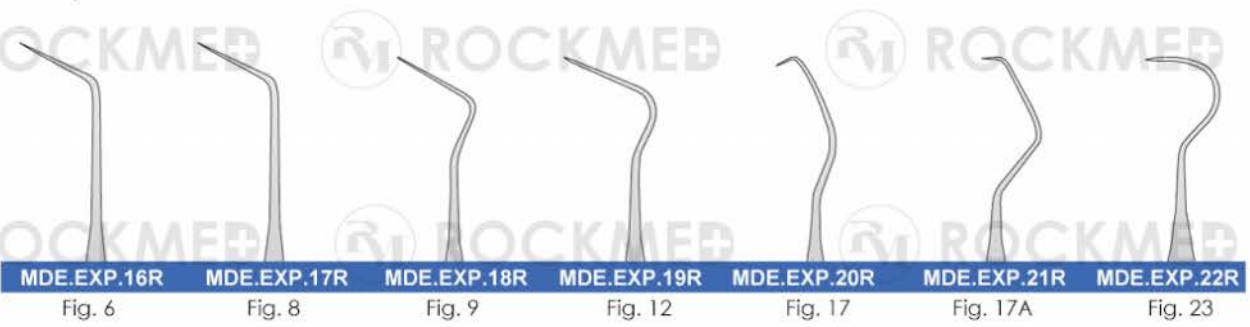


Pack of 7 explorers
MDE.EXP.P1
ClassicOriginal Flexible

- Fig. 6
- Fig. 8
- Fig. 9
- Fig. 12
- Fig. 17
- Fig. 17A
- Fig. 23

Pack of 7 explorers
MDE.EXP.P2
Rigid

- Fig. 6
- Fig. 8
- Fig. 9
- Fig. 12
- Fig. 17
- Fig. 17A
- Fig. 23

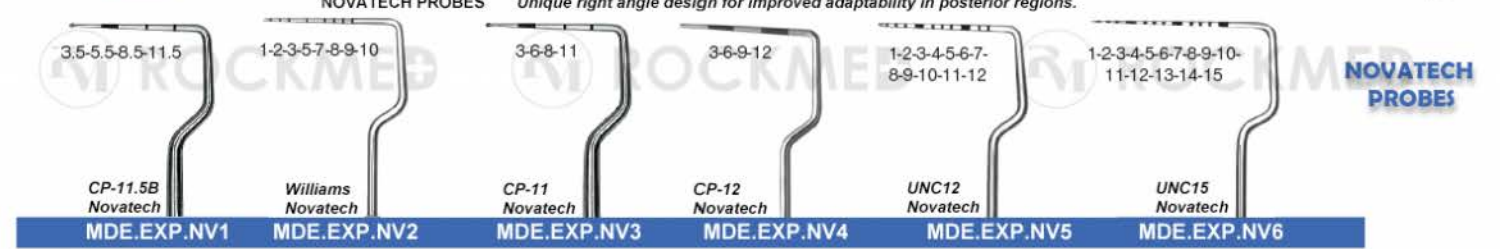

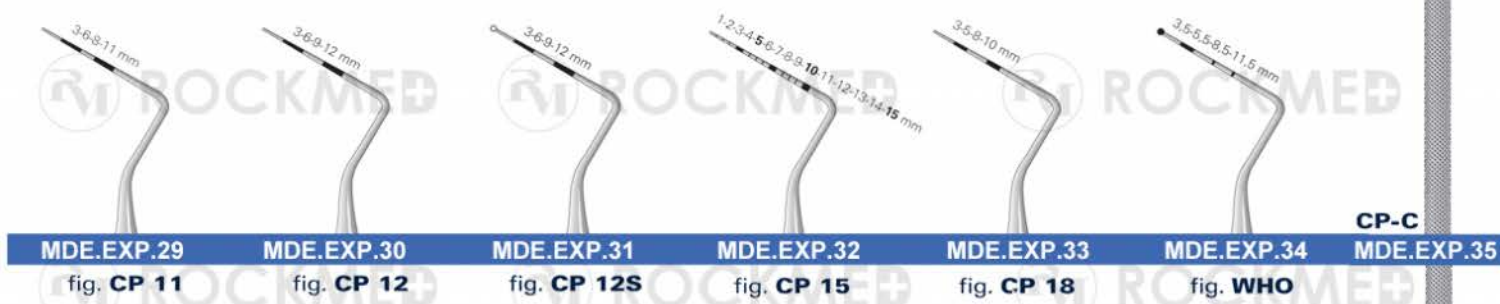





Periodontal pocket probes



Slim Line



feature a *Noit* non-stick, Aluminum Titanium Nitride, (AlTiN) coating.



feature a *Noit* non-stick, Aluminum Titanium Nitride, (AlTiN) coating at # 23



Explorer-Probe Combination



Explorer-Double Ended



ClassicOriginal

MDE.EXP.49

fig. 2



MDE.EXP.43A TU17/23 MDE.EXP.43B 5 MDE.EXP.43C EN1 MDE.EXP.43D 3A/TU17 MDE.EXP.43E 11/12 3CH MDE.EXP.43F MDE.EXP.44 fig. 2A MDE.EXP.45 fig. 3 MDE.EXP.46 fig. 6/3 MDE.EXP.47 fig. 6/23 MDE.EXP.48 fig. 23/17

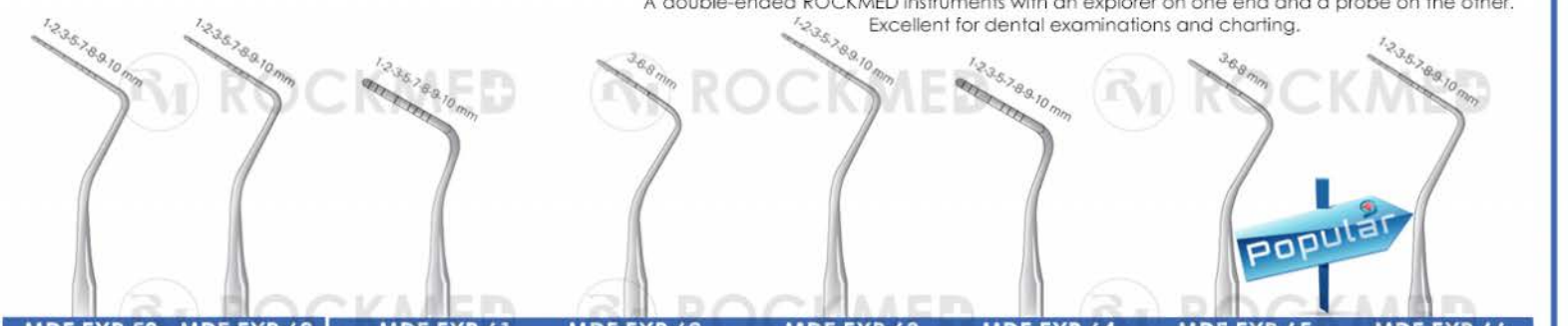
Wilks/Tufts Old Dominion University AF Cowhorn

Explorer-Probe Combination



MDE.EXP.50 fig. 23/17A MDE.EXP.51 fig. UT 1/2 MDE.EXP.52 fig. 09/17 MDE.EXP.53 fig. 11/12 MDE.EXP.54 fig. GF/3 MDE.EXP.55 fig. UM/3 MDE.EXP.56 fig. W/3 MDE.EXP.57 fig. GF/6 MDE.EXP.58 fig. UM/6

A double-ended ROCKMED instruments with an explorer on one end and a probe on the other. Excellent for dental examinations and charting.



MDE.EXP.59 fig. W/6 MDE.EXP.60 fig. W/6XL MDE.EXP.61 fig. GF/17 MDE.EXP.62 fig. UM/17 MDE.EXP.63 fig. W/17 MDE.EXP.64 fig. GF/23 MDE.EXP.65 fig. UM/23 MDE.EXP.66 fig. W/23





Explorer-Probe Combination



MDE.EXP.67 fig. 08/CP11	MDE.EXP.68 fig. 08/CP12	MDE.EXP.69 fig. 08/WHO	MDE.EXP.70 fig. 17/CP11	MDE.EXP.71 fig. 17/CP12
-----------------------------------	-----------------------------------	----------------------------------	-----------------------------------	-----------------------------------



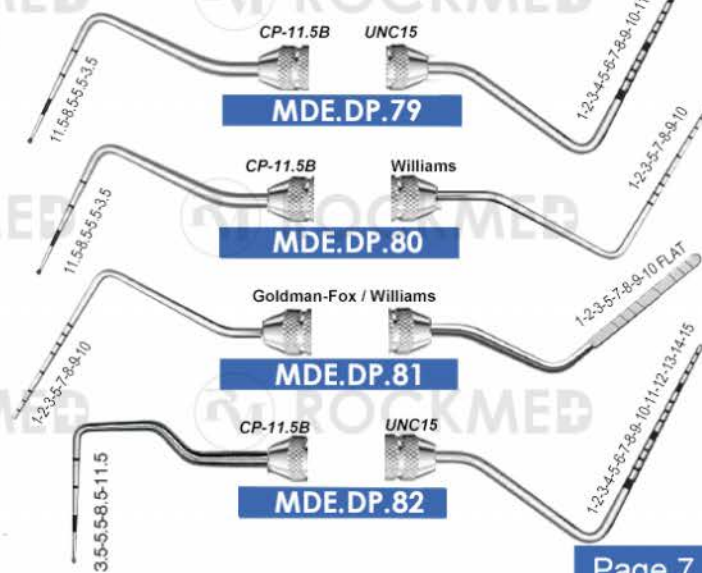
MDE.EXP.72 fig. 17/WHO	MDE.EXP.73 fig. 23/CP11	MDE.EXP.74 fig. 23/CP12	MDE.EXP.75 fig. 23/WHO
----------------------------------	-----------------------------------	-----------------------------------	----------------------------------



MDE.EXP.76 fig. 23/CP12S	MDE.EXP.77 fig. 23/UNC15	MDE.EXP.78 fig. 9/UNC15
------------------------------------	------------------------------------	-----------------------------------



DOUBLE-ENDED SCREENING PROBES



Endodontic Expos



ClassicOriginal

1-2-3-5-7-8-9-10 mm

1-2-3-5-7-8-9-10 mm

3-6-9-12 mm

3-6-9-12 mm

MDE.EXP.83

MDE.EXP.84

MDE.EXP.85

MDE.EXP.86

MDE.EXP.87

fig. GF/W

NABERS 1

NABERS 2

NABERS 2Q

NABERS 2Q



ClassicOriginal
MDE.EXP.88

ROCKMED CE

ENDODONTIC EXPLORER #16, DE, STRAIGHT / BACK ANGLED SHANK W/ LONG TIPS, ROCKMED Classic Original HANDLE



MDE.EXP.89


MDE.EXP.90


MDE.EXP.91

fig. 16/17

fig. 16/23

fig. 16/01





First Examination Instruments Kits

Initial examination Set

Set de première examination

Set de exploración inicial

MDD.FET.085
Set of 6 Pieces

MDD.FET.081
Set of 3 Pieces

MDD.FET.082
Set of 3 Pieces

MDD.FET.083
Set of 3 Pieces



Soft Feel
MDD.FET.086
Set of 6 Pieces

Soft Skills TOUCH
MDD.FET.087
Set of 6 Pieces

Tarter Remover, Anti-Fog Mirror, Tweezers, Dental Pick/Scaler, Burnisher and Carry Case

MDD.FET.088
Set of 6 Pieces

Sparkle Elite



Meriam Tweezers
16 cm



non-stick

Fig. 23/17 Goldman-Fox / Williams

Fig. 6/9

#23/CP-12 Goldman-Fox / Williams

Fig. 23/17



Fig. 23/17

Fig. U.N.C 15 /23

Meriam Tweezers
16 cm

Fig. 6/9



Intraoral Photographic Mirrors



Dental Sickle Scaler, Anterior, H6-H7

H5 HYGIENIST/33 JACQUETTE SCALER

Jacquette, Silicone, JAC 31-32

Front Surface Mirror

Fig. 23/17

MDD.FET.089
Set of 6 Pieces

Dental Tartar Scraper and Remover Set
Anterior & Posterior



ROCKMED Front Surface mirror with handle
MDD.IP.069 mirror Ø 4 cm
MDD.IP.070 mirror Ø 5 cm



MDD.IP.070X
PHOTOGRAPHY
MIRRORS
2" (50.8 mm)
Exam Mirror with
Handle



MDD.LITE.MR
Pack of 50 Disposable Mirrors

LED

Lite

ECO FRIENDLY

Mirror



Kit Code# MDD.LITE

ROCKMED MirrorLite Illuminated Mouth Mirror with LED Light, Introductory Kit:
1 MirrorLite Handle,
10 Disposable #5 Mirror Heads,
10 Barrier Sleeves and 3 Batteries Set.
Lightweight, Ergonomic and Compact, Autoclavable.



Cotton / College Pliers



Used to grasp or transfer materials in and out of the oral cavity. All dressing pliers are made of heavy-gauge, heat-treated stainless steel to prevent tip bending and misalignment.

Use of the ROCKMED College / Utility Dressing Pliers for transporting contaminated/soiled objects; cotton gauze squares, rubber dam material, carbon burs, etc., at chairside or in the sterilization area can reduce the risk of cross-contamination



All Titanium color patterns available



MDD.DT.046
DIAMOND TIPPED COTTON PLIERS MERIAM, ANGLED, NO LOCK, 15CM
Serrated points with Diamond grit, ideal for suture removal.



Diamond Coated

MDD.DT.048
COTTON PLIERS, ANGLED, NO LOCK, 15CM



MDD.DT.050
PERRY COTTON PLIERS, SMALL, CURVED, 13 CM



MDD.DT.052
LOCKING COTTON PLIERS, SERRATED HANDLE, ANGLED, 15CM



MDD.DT.054
Non-Locking College Pliers (6" / 15 cm) Serrated Tips.



MDD.DT.056
London College Tweezers 15 cm



MDD.DT.060A
LONDON-COLLEGE 15cm



MDD.DT.060B
LONDON-COLLEGE (SELF-LOCKING) 15cm



MDD.DT.060C
MERIAM 15cm



MDS.500.29



MDS.500.30



Periodontal Pocket Markers
CRANE KAPLAN cm 15

TITANIUM Made

MDD.DT.047
TITANIUM COTTON PLIERS, NO LOCK, 15CM



MDD.DT.049
COTTON PLIERS, SMOOTH HANDLE, ANGLED, 15CM



MDD.DT.051
MERRIAM COLLEGE PLIERS, BACK ANGLED, 16CM



MDD.DT.053
LOCKING COTTON PLIERS, SMOOTH HANDLE, BACK ANGLED, 16CM



MDD.DT.055
Meriam Tweezers, serrated tips, 16 cm



Merlam Ergonomic Dental Tweezers 15cm



MDD.DT.058
diamond-tipped, 15 cm



MDD.DT.059
grooved tips, 15 cm



Pack of 24 Pcs


MDD.DT.60



MDD.DT.61



MDD.DT.62
Pack of 24 Pcs, single use
Plastic forceps,
Plastic tweezers 13cm




Intraoral Stainless Steel Photographic Mirrors

Refreshingly Innovative

ROCKMED®

Intraoral Stainless Steel Photographic Mirrors

Safe and easy to clean



MDD.IPM.01
Occlusal (Child)
84.6 x 61.5 x 50.8 mm



MDD.IPM.02
Occlusal (Child Extra Long)
114.3 x 63.5 x 57.2 mm



MDD.IPM.03
Occlusal (Adult)
101.6 x 76.2 x 63.5 mm



MDD.IPM.04
Occlusal (Adult Extra Large)
139.7 x 76.2 x 67.8 mm



MDD.IPM.05
Lingual
152.4 x 35.6 x 38.1 mm



MDD.IPM.06
Buccal (Narrow)
145 x 50.8 x 25.4 mm



MDD.IPM.07
Buccal
158.8 x 57.2 x 44.4 mm

Photographic Mirror surfaces are set at 30° to each other for ease of use.



MDD.IPM.11
Adult Occlusal/
Child Occlusal
70 x 178 x 55 mm



MDD.IPM.12
Adult Occlusal/
Adult Buccal
72 x 190 x 54 mm



MDD.IPM.13
Adult Occlusal/
Child Occlusal
73 x 185 x 66 mm



MDD.IPM.14
Child Occlusal/
Child Buccal
65 x 176 x 47 mm



MDD.IPM.15
Lingual Upper/
Lingual Lower
47 x 195 x 47 mm



MDD.IPM.16
Adult Buccal/
Child Buccal
62 x 189 x 47 mm

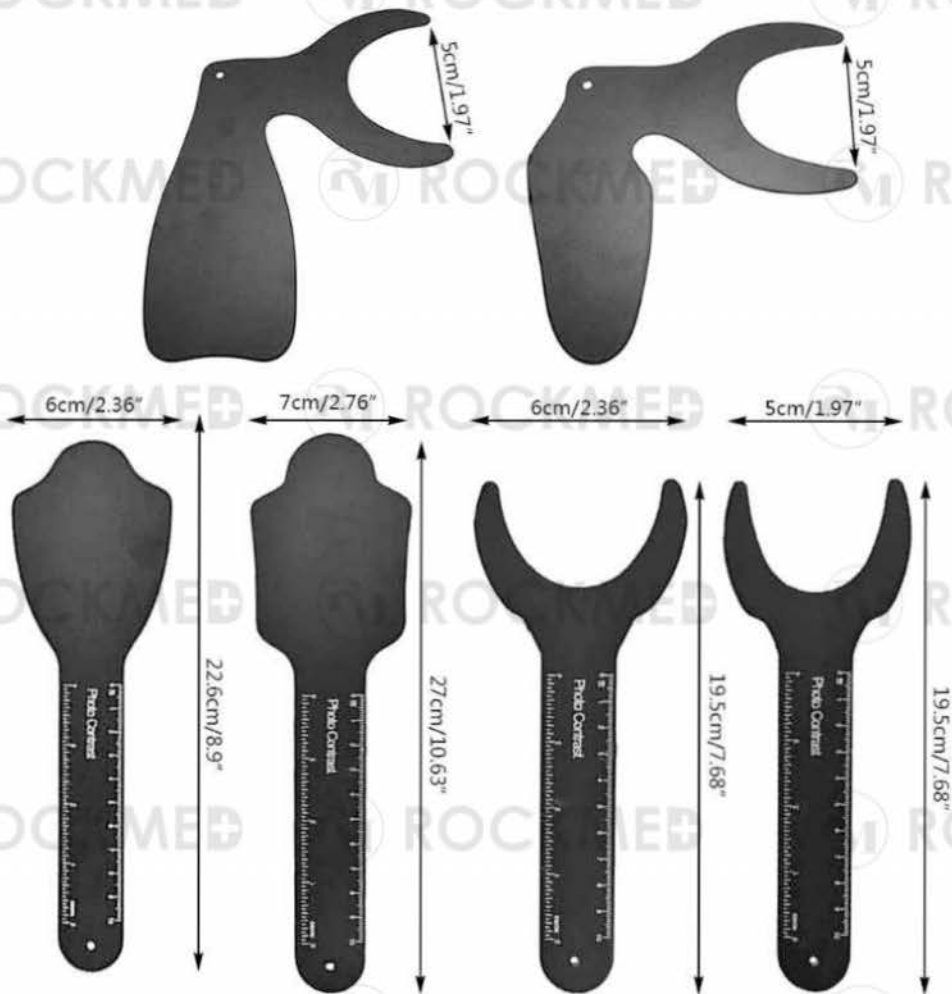


MDD.IPM.17
Buccal
42 x 170 x 42 mm



Code: MDD.CR.01

Dental Photographic Image Contrast Retractors Black - Set of 6 pieces



6 Size Dental Photographic Image Contrast Board Oral Cheek Black Plate Contrasters Autoclavable Lab Tools

The ROCKMED Logo, and the Name are Registered and Trade Mark of ROCKMED Industries



Scan our mobile website to your smartphone for quick reference



Corporate Head

61-B Liaqat Ali Road, Industrial Estate,
Sialkot, Pakistan

Phone # +92-523-555526

Fax # +92-523-556226

+ 92-333-8623458

+92 331 3177777

info@rockmed.co

www.rockmed.co



Precision Craftsmanship

CERTIFIED COMPANY
ISO-9001 ISO-13485



Copyright © ROCKMED Industries
Reprinting of this catalog even partially is not allowed.
ROCKMED Management Information System.